






Technical Data

PowerBully 9C

PowerBully

PAYLOAD		9.0 t	19,900 lbs
GROUND PRESSURE		0.19 kg/cm ²	2.70 psi
FORDING DEPTH		1,100 mm	43.3"
MAX. SPEED		14.5 km/h	9.0 mph
GRADEABILITY		uphill/downhill 60 %	31° side hill 40 % 22°



PERFORMANCE

PAYLOAD (CHASSIS)	9.0 t	19,900 lbs
GROUND PRESSURE EMPTY	0.19 kg/cm ²	2.70 psi
GROUND PRESSURE LOADED	0.32 kg/cm ²	4.53 psi

DIMENSIONS

OVERALL LENGTH STANDARD	5,649 mm	222.4"
OVERALL WIDTH	2,570 mm	101.2"
OVERALL HEIGHT	2,857 mm	112.5"
GROUND CLEARANCE	389 mm	15.3"

ENGINE

TYPE	Cummins B6.7 turbo diesel	
NO. OF CYLINDERS	6 in line	
DISPLACEMENT	6.7 l	6,700 ccm
POWER OUTPUT @ 2,000 RPM	173 kW	235 hp
MAX. TORQUE @ 1500 1/MIN	949 Nm	700 ft lb
EMISSION STANDARD	EU Stage V	Tier 4f
FUEL TANK	250 l	66 gal

CHASSIS

TYPE	Standard truck style frame	
WIDTH	864 mm	34"
SUSPENSION	Walking beam	
8 HIGH PERFORMANCE STEEL WHEELS		
DIAMETER	730 mm	28.7"
4X LASHES FOR TRANSPORTATION		

CONTROLS

DISPLAY	iTerminal with touch display
OPERATION	Steering wheel (adjustable) or joystick

TRACKS

ENDLESS RUBBER TRACKS		
WIDTH	700 mm	27.6"
AUTOMATIC HYDRAULIC TRACK TENSIONING		

5,649 mm | 222.4"



2,570 mm | 101.2"



CABIN

SUSPENDED CABIN FOR MORE DRIVING COMFORT

ROPS AND FOPS (LEVEL I AND II) CERTIFIED

2 AXIS INCLINATION SENSOR

SUSPENDED AND ADJUSTABLE DRIVER'S SEAT WITH ADJUSTABLE ARM REST

AIR CONDITIONING

HEATING, ADJUSTABLE TEMPERATURE AND FAN CONTROL

FIRE EXTINGUISHER AND FIRST AID KIT

5 LED SPOTLIGHTS (3 X CLOSE FIELD, 2 X WIDE FIELD), 1 LED WORKING SPOTLIGHT (BACK)

AMBER BEACON LIGHT

CABIN DOOR OPENS 180°

**ONE CONCEPT.
NUMEROUS
APPLICATIONS.**

Additional Equipment PowerBully 9C

COLD WEATHER OPTIONS

Feeder pressure reduction

Engine block heater

Hydraulic oil heater

Heated and electrically adjustable rear view mirror

Heated fuel filter

Heated windows

Auxiliary heating

SAFETY EQUIPMENT

Premium high performance LED spotlight package

Foldable brush guard for windshield

FOPS level II protective grid

Rear view / bird view camera

Cable winch

OTHER EQUIPMENT

Telemetry

Pintle hook

Air conditioning

Wide cabin

Reversible hydraulic fan

Front and rear frame extensions (short and long)

24 V or 12 V power supply for attachment

**VISIT OUR WEBSITE AND LEARN MORE
ABOUT POWERBULLY:**

powerbully.com

GET IN TOUCH WITH US:

sales@powerbully.com
[instagram.com/powerbullyglobal](https://www.instagram.com/powerbullyglobal)

